

Refer to the [MLabs Test Catalog](#) for specific specimen type and volume requirements for a particular test or tests.

For additional specimen collection guidelines see [MLabs Guidelines and Protocols](#) or [Clinical Microbiology and Virology Transport](#) documents.


All specimens must be labeled with both the patient's first and last name as well as a second identifier such as the patient's birth date or medical record number matching the demographic information present on the accompanying requisition or other paperwork.





Order of Draw for Multiple Tube Collections



When collecting multiple specimens, blood tubes should be drawn in the following order; mix all tubes by inversion 6 – 8 times:

1. Blood Culture bottles
2. Isolator tube
3. Blue top (3.2% sodium citrate)
4. Red top (no preservative) and Gold top (SST)
5. Royal blue top (no preservative)
6. Green top (sodium heparin)
7. Lavender top (EDTA), Pink top (EDTA), and Royal blue top (EDTA)
8. Gray top (sodium fluoride)
9. Yellow top (ACD) Solution A or B
10. TB Gold QuantiFERON: Nil (gray top), TB antigen (red top), and Mitogen (purple top)

<p>Group 1 – Blood Culture</p> <p>Blood Culture: BD BACTEC bottles (blue & purple caps) containing liquid broth or detergent to be used as a set, or individually (blue cap) for aerobic-only cultures.</p>	
<p>Group 2- Isolator tube</p> <p>Isolator tube: 10 mL (adult) or 1.5 mL (pediatric) glass tube with yellow and black stopper containing liquid. Used for mycobacteria, fungus, or AFB blood cultures.</p>	
<p>Group 3 – Blue top with Sodium Citrate</p> <p>Blue top tube with 3.2% sodium citrate: used for coagulation testing and other plasma or whole blood determinations. If only a coagulation specimen is being drawn, draw 1-2 mL into another blue top (3.2% sodium citrate) tube, discard, and then collect the specimen.</p>	
<p>Group 4 – Red top and SST</p> <p>Serum tubes: include Red top tubes (no preservative) with clot activator and SST (gold top) gel separator tubes with clot activator. Used for serum determinations including chemistry testing, serology, and therapeutic drug monitoring.</p>	
<p>Group 5 - Royal blue top tube with No Preservative</p> <p>Royal blue top tube (no preservative) with clot activator: used for trace metal serum determinations.</p>	

<p>Group 6 – Green top with Heparin</p> <p>Green top tube with sodium or lithium heparin: used for plasma or whole blood determinations.</p>	
<p>Group 7 – EDTA tubes</p> <p>EDTA tubes: includes Lavender top, Pink top (used for blood bank testing), Tan top (used for lead testing), and Royal Blue top with EDTA (used for trace metal whole blood or plasma determinations).</p>	
<p>Group 8 – Gray top with Sodium Fluoride</p> <p>Gray top tube with potassium oxalate/sodium fluoride: used for lactic acid testing and other plasma or whole blood determinations.</p>	
<p>Group 9 – Yellow top with ACD Solution A or B</p> <p>Yellow top tube with ACD (acid citrate dextrose) Solution A or B: used for whole blood determinations including flow cytometry and tissue typing assays.</p>	
<p>Group 10 – TB Gold QuantiFERON</p> <p>Nil (gray top), TB antigen (red top), and Mitogen (purple top) tubes: used for TB Gold, QuantiFERON test.</p>	